

Models 3P80, 3P81, 3P82

Current Transformers Window Diameters 1.00", 1.63", 2.00"

Application

3 phase relay, metering and motor overload protection.

Frequency

50-400 Hz.

Insulation Level

600 Volts, 10 kV BIL full wave.

Terminals are brass studs No. 8-32 with one flatwasher, lockwasher and regular nut.

Flexible leads U. L. 1015, 105°C., CSA approved, No. 16 AWG, 24" long are available.

Approximate weight 4 lbs.



Model 3P80 (1.00" Dia. Window)

Catalog Number	Current Ratio	V.A. for 1% Class	ANSI Metering Class at 60 Hz					Secondary Winding Resistance (Ω @ 75°C)
			BO.1	BO.2	BO.5	BO.9	B1.8	
3P80-101	100:5	7.5	2.4	2.4	4.8	—	—	0.034
3P80-151	150:5	10	1.2	1.2	2.4	4.8	—	0.052
3P80-201	200:5	20	0.6	1.2	2.4	2.4	4.8	0.069
3P80-301	300:5	30	0.6	0.6	1.2	2.4	2.4	0.103

Model 3P81 (1.63" Dia. Window)

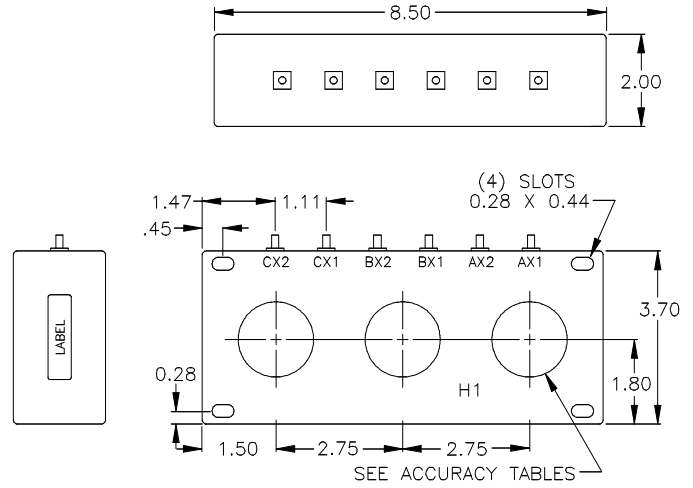
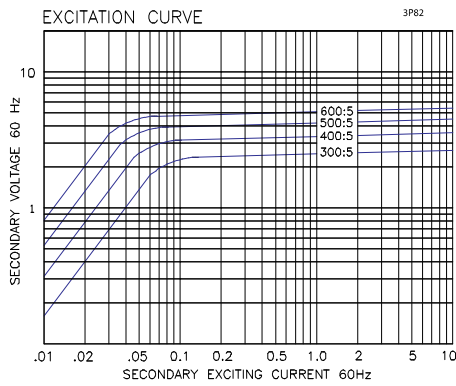
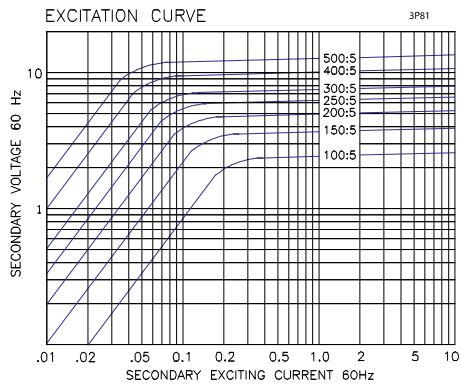
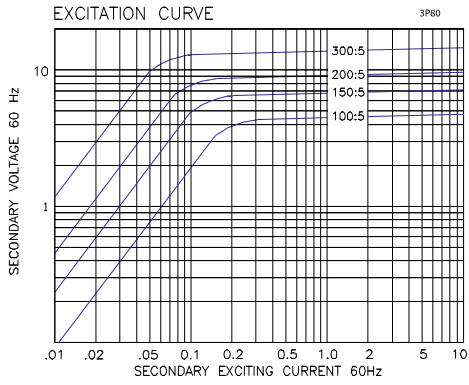
Catalog Number	Current Ratio	V.A. for 1% Class	ANSI Metering Class at 60 Hz					Secondary Winding Resistance (Ω @ 75°C)
			BO.1	BO.2	BO.5	BO.9	B1.8	
3P81-101	100:5	2.5	2.4	4.8	—	—	—	0.031
3P81-151	150:5	7.5	2.4	2.4	4.8	—	—	0.046
3P81-201	200:5	10	1.2	1.2	2.4	4.8	—	0.061
3P81-251	250:5	12	0.6	1.2	2.4	4.8	—	0.077
3P81-301	300:5	10	0.6	0.6	1.2	2.4	4.8	0.092
3P81-401	400:5	25	0.6	0.6	1.2	2.4	4.8	0.122
3P81-501	500:5	40	0.6	0.6	1.2	1.2	2.4	0.153

Model 3P82 (2.00" Dia. Window)

Catalog Number	Current Ratio	V.A. for 1% Class	ANSI Metering Class at 60 Hz					Secondary Winding Resistance (Ω @ 75°C)
			BO.1	BO.2	BO.5	BO.9	B1.8	
3P82-301	300:5	2	2.4	2.4	4.8	—	—	0.106
3P82-401	400:5	4	1.2	2.4	2.4	4.8	—	0.142
3P82-501	500:5	7	1.2	1.2	2.4	2.4	—	0.177
3P82-601	600:5	10	1.2	1.2	2.4	2.4	4.8	0.212



Models 3P80, 3P81, 3P82



Grid-AIS-L4-ITI_Model_3P80-1203-2017_05-EN. © Copyright 2017. General Electric Company and Instrument Transformers LLC reserve the right to change specifications of described products at any time without notice and without obligation to notify any person of such changes.

